

# POST-16 LABOUR MARKET TRANSITIONS FOR CARE LEAVERS IN ENGLAND

DR NEIL HARRISON  
UNIVERSITY OF OXFORD  
3<sup>RD</sup> NOVEMBER 2020



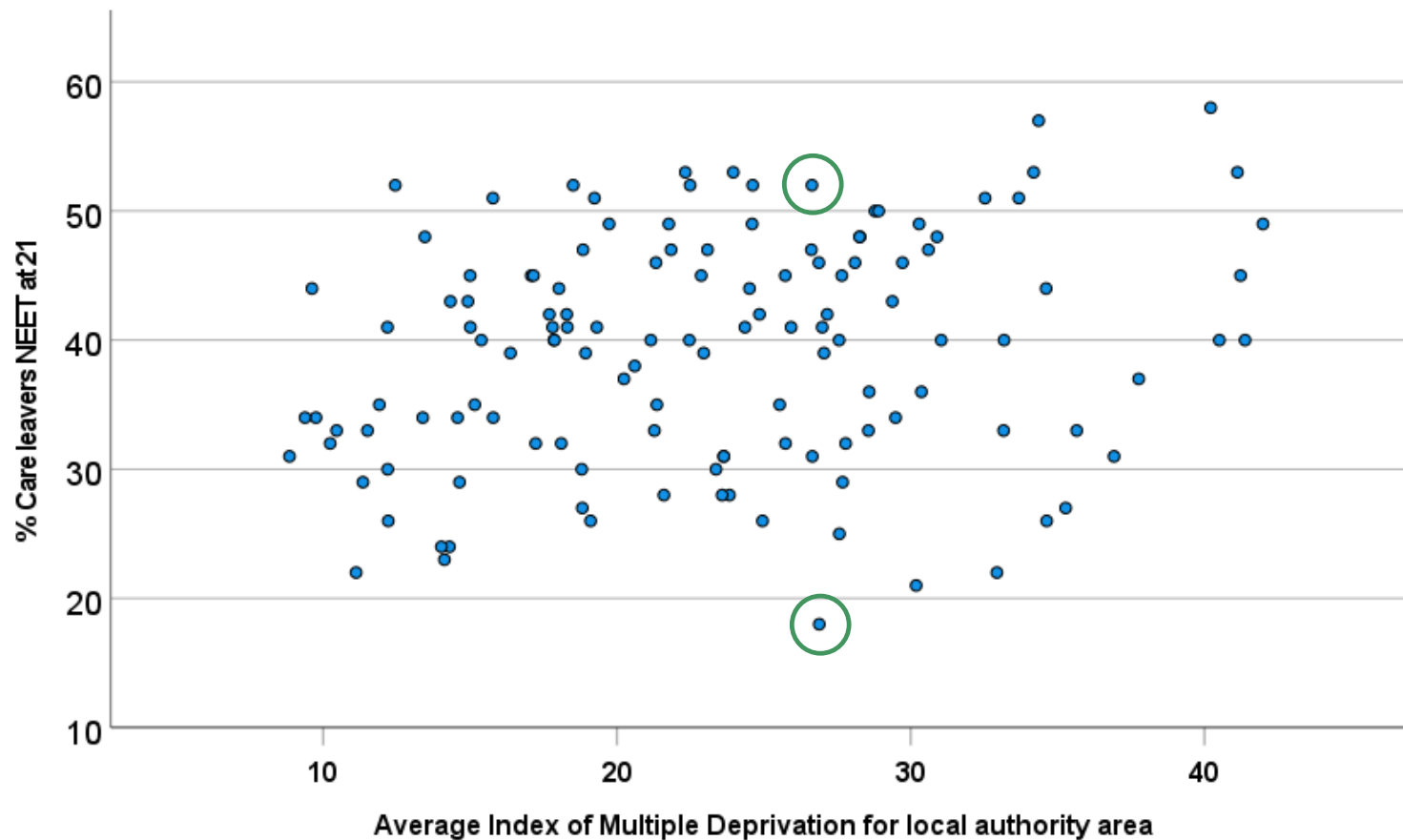
neil.harrison@education.ox.ac.uk  
@DrNeilHarrison @ReesCentre  
[www.education.ox.ac.uk/rees-centre](http://www.education.ox.ac.uk/rees-centre)

# CARE LEAVERS AND THE LABOUR MARKET

- Around 40% of care leavers aged between 19 and 21 are not in education, employment or training (NEET)
- Equivalent figure in the general population of the same age is around 13%
- Those in work are often in precarious jobs and/or those with limited progression prospects
- Education options can be unambitious and not lead to improved labour market (or life) outcomes



# A CURIOUS STARTING POINT



# PROJECT OUTLINE

- Funded by the Nuffield Foundation
- Collaboration between University of Oxford and University of York
- Project start – March 2019
- Project end – June 2021
- Advisory group, including representation from NAVSH



# QUALITATIVE STRAND

- Three pairs of demographically similar local authorities with high/low NEET proportions identified:
  - (i) City / urban, (ii) Mixed – towns, and (iii) Mainly rural
- Interviews and focus groups:
  - Young people – in stable work, in precarious work and unemployed
  - Social workers and foster carers
  - Local authority managers (including virtual heads)
  - Employers and employment support organisations

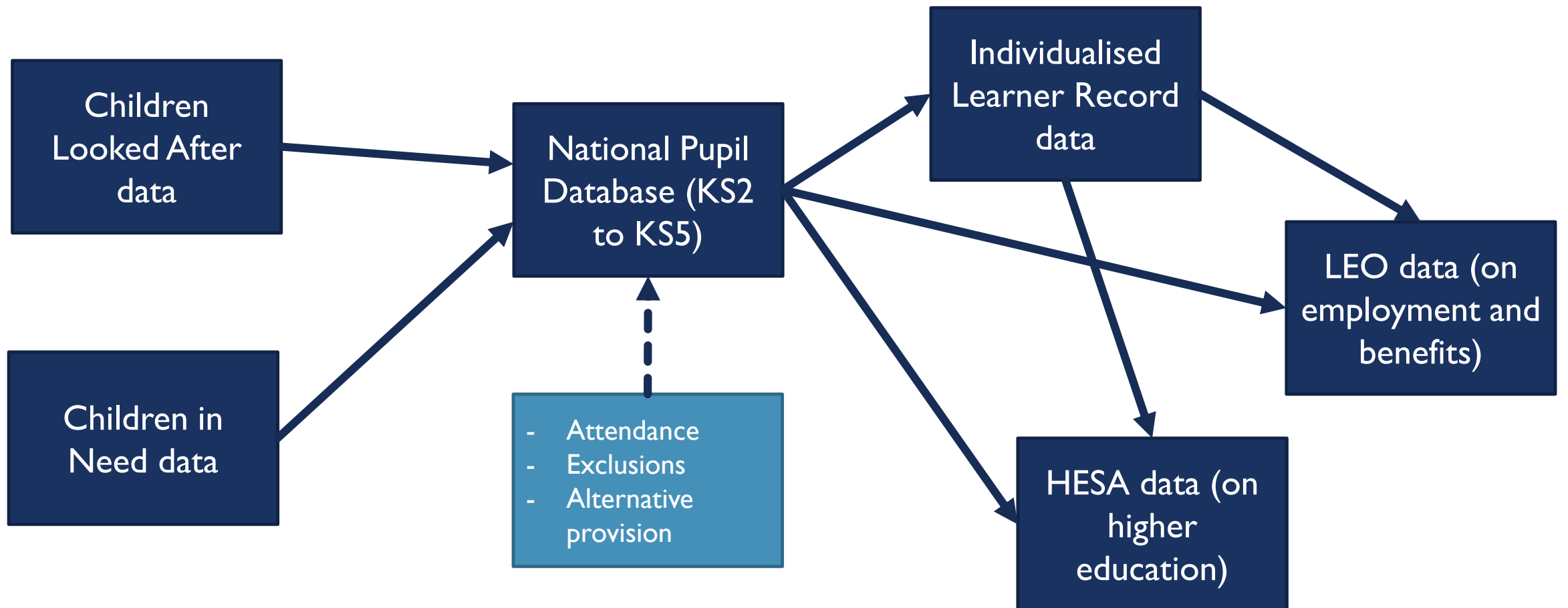


# QUANTITATIVE STRAND (I)

- Exploration of 1995/96 birth cohort
- Very complex constellation of linked datasets spanning ages 5 to 21:
  - Children's social care data
  - National Pupil Database
  - Individualised Learner Records (further education)
  - Higher Education Statistics Agency dataset
  - Longitudinal Education Outcomes (LEO) dataset



# DATA FRAMEWORK



# QUANTITATIVE STRAND (2)

- What individual, educational or care factors predict NEET at 21?
- How do pathways compare between related groups?
  - Statutory care leavers (4,930)
  - In care after 14, but not defined as a care leaver (2,710)
  - In care at any other point (3,360)
  - Child in need after the age of 14, but not in care (36,900)
  - General population (522,960)







A PAUSE FOR QUESTIONS AND DISCUSSION...

# HEALTH WARNINGS!

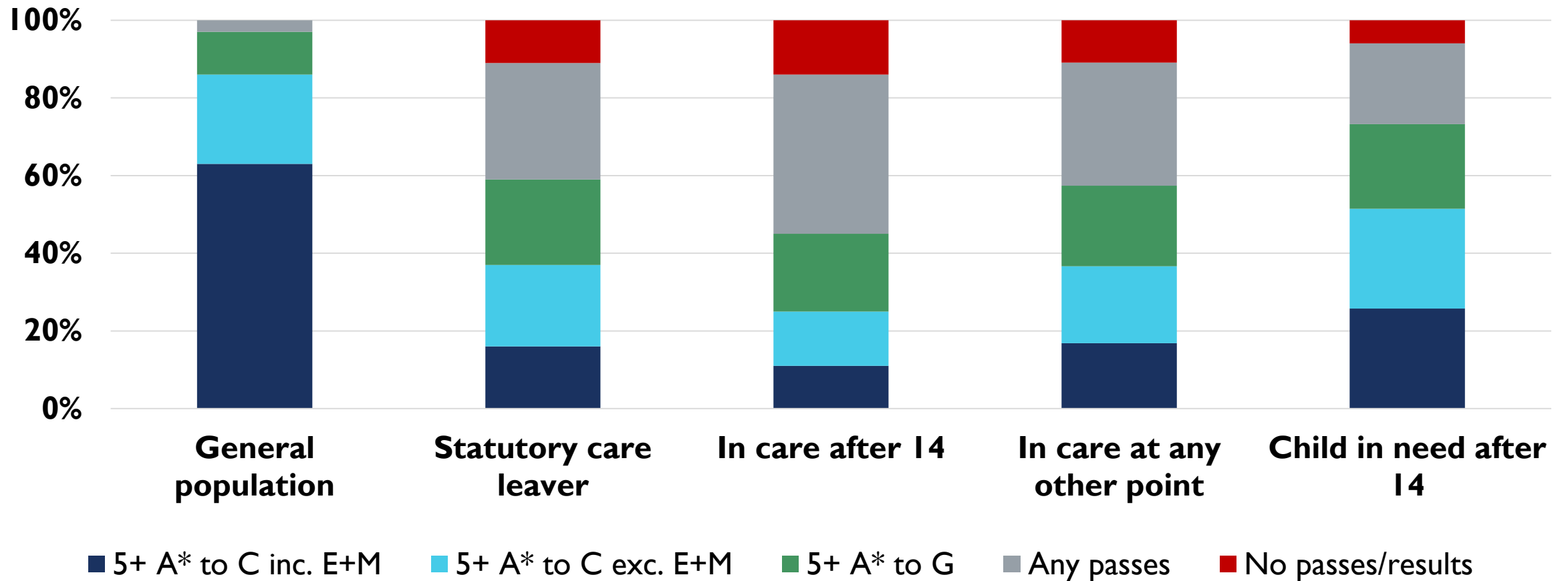
- Very early findings – please don't quote these figures yet!
- Some of the definitions are likely to require revision and results may therefore change somewhat
- Numbers have been rounded in keeping with disclosure guidelines
- Lots more work to be done!



# SCHOOL EXPERIENCES (Y9 TO Y11)

	<b>SEN: statement or SA+</b>	<b>Fixed-term exclusions (any)</b>	<b>Persistent absentee (any year)</b>	<b>Alternative provision (any)</b>
<b>Statutory care leaver</b>	<b>56%</b>	<b>4%</b>	<b>22%</b>	<b>13%</b>
<b>In care after 14</b>	<b>51%</b>	<b>6%</b>	<b>39%</b>	<b>10%</b>
<b>In care at any other point</b>	<b>45%</b>	<b>4%</b>	<b>38%</b>	<b>6%</b>
<b>Child in need after 14</b>	<b>33%</b>	<b>4%</b>	<b>35%</b>	<b>3%</b>
<b>General population</b>	<b>8%</b>	<b>&lt;1%</b>	<b>8%</b>	<b>&lt;1%</b>

# GCSE ATTAINMENT (AT 16)



# CARE LEAVERS' ACTIVITY AT 21

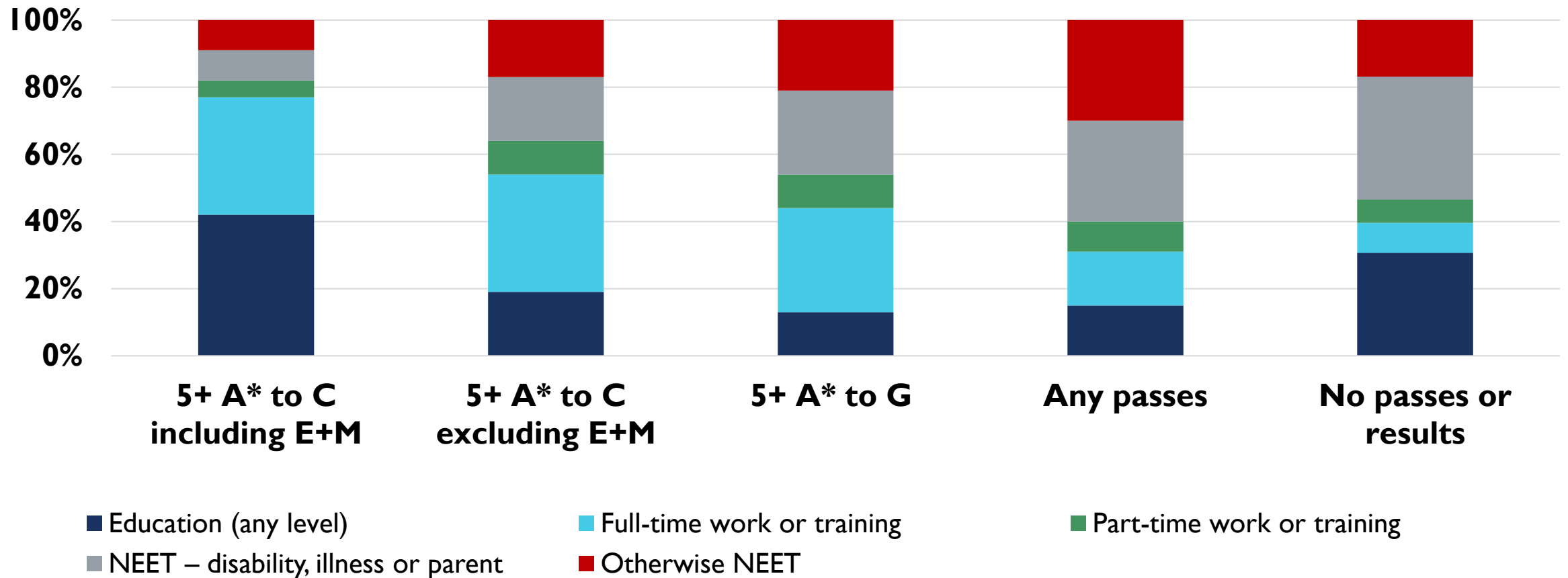
- Analysis of 4,080 care leavers providing data on or around their 21<sup>st</sup> birthday – the 'OC3' survey undertaken by local authorities
- Question about their 'main activity' – responses collapsed into five categories:
  - Education – full-time or part-time and any level
  - Full-time work or training
  - Part-time work or training
  - NEET due to disability, illness or parenthood
  - Otherwise NEET



# SOME QUICK SNIPPETS

- Overall, 43% of care leavers NEET at 21
- Similar overall proportions of men (41%) and women (46%)
  - Women more likely to be disabled, ill or parenting – opposite for men
- Little impact of SEN – less likely to be studying, more likely to be in work
- Little neighbourhood deprivation effect (based on home location at 16)
- Care leavers with English as an additional language much less likely to be NEET (26%) – 49% in education, compared to 21% of other care leavers

# IMPACT OF GCSE RESULTS AT 16



# IMPACT OF Y9 TO Y11 EXPERIENCES

	Education (any level)	Full-time work or training	Part-time work or training	NEET – disability, illness or parent	Otherwise NEET
<b>Persistent absence in one year</b>	<b>18%</b>	<b>23%</b>	<b>8%</b>	<b>30%</b>	<b>21%</b>
<b>Persistent absence in two/three years</b>	<b>9%</b>	<b>20%</b>	<b>10%</b>	<b>38%</b>	<b>24%</b>
<b>At least one fixed-term exclusion</b>	<b>11%</b>	<b>34%</b>	<b>6%</b>	<b>26%</b>	<b>23%</b>
<b>In alternative provision at any point</b>	<b>16%</b>	<b>15%</b>	<b>9%</b>	<b>30%</b>	<b>31%</b>
<b>All care leavers</b>	<b>21%</b>	<b>26%</b>	<b>9%</b>	<b>23%</b>	<b>20%</b>





ANY QUESTIONS...?